





















































NON SFODERABILE

COD.		L Larghezza (CM)	P Profondita' (CM)	H Altezza (CM)	MC Volume	HARMONY	PELLE BULL	PELLE BULL	PELLE C	PELLE C	TESS B	TESS B	CASHMERE	CASHMERE
0430		250	109	72	1,96	3P GRANDE			4978	2489	3874	1937	3440	1720
0305		234	109	72	1,84	3 POSTI 2 CUSCINI			4631	2316	3588	1794	3179	1590
0210		224	109	72	1,76	2 POSTI MAXI			4328	2164	3313	1657	2920	1460
0200		204	109	72	1,60	2 POSTI			3938	1969	2989	1494	2624	1312
0100		126	109	72	0,99	POLTRONA			2431	1215	1813	907	1577	788
0492		230	109	72	1,81	3P XL LAT SX			4696	2348	3711	1856	3322	1661
0491		23	109	72	0,18	3P XL LAT DX			4696	2348	3711	1856	3322	1661
0432		216	109	72	1,70	3 POSTI GRANDE SX			4527	2264	3595	1797	3222	1611
0431		216	109	72	1,70	3 POSTI GRANDE DX			4527	2264	3595	1797	3222	1611
0345		200	109	72	1,57	3 POSTI 2 CUSCINI SX			4202	2101	3322	1661	2971	1486
0344		200	109	72	1,57	3 POSTI 2 CUSCINI DX			4202	2101	3322	1661	2971	1486
0212		190	109	72	1,49	2 POSTI MAXI SX			3900	1950	3051	1525	2717	1359
0211		190	109	72	1,49	2 POSTI MAXI DX			3900	1950	3051	1525	2717	1359
0202		170	109	72	1,33	2 POSTI SX			3491	1746	2718	1359	2412	1206
0201		170	109	72	1,33	2 POSTI DX			3491	1746	2718	1359	2412	1206
0192		132	109	72	1,04	POLTRONA XL LAT SX			2671	1336	2082	1041	1850	925
0191		132	109	72	1,04	POLTRONA XL LAT DX			2671	1336	2082	1041	1850	925
0109		125	109	72	0,98	POLTRONA GRANDE SX			2599	1300	2041	1021	1817	908
0108		125	109	72	0,98	POLTRONA GRANDE DX			2599	1300	2041	1021	1817	908
0117		117	109	72	0,92	POLTRONA SX 2 CUSCINI			2429	1215	1894	947	1682	841
0116		117	109	72	0,92	POLTRONA DX 2 CUSCINI			2429	1215	1894	947	1682	841























NON SFODERABILE

COD.		L Larghezza (CM)	P Profondità (CM)	H Altezza (CM)	MC Volume	HARMONY	PELLE BULL	PELLE BULL	PELLE C	PELLE C	TESS B	TESS B	CASHMERE	CASHMERE
0112		112	109	72	0,88	POLTRONA MAXI SX			2282	1141	1769	885	1564	782
0111		112	109	72	0,88	POLTRONA MAXI DX			2282	1141	1769	885	1564	782
0102		102	109	72	0,80	POLTRONA SX			2091	1046	1609	804	1419	710
0101		102	109	72	0,80	POLTRONA DX			2091	1046	1609	804	1419	710
0193		98	109	72	0,77	POLTRONA XL CENT			2181	1091	1764	882	1594	797
0104		91	109	72	0,71	POLTRONA CENTRALE GRANDE			2123	1062	1731	865	1567	784
0115		83	109	72	0,65	POLTRONA CENTRALE 2 CUSCINI			1961	980	1589	794	1436	718
0113		78	109	72	0,61	POLTRONA MAXI CENTRALE			1803	901	1456	728	1312	656
0103		68	109	72	0,53	POLTRONA CENTRALE			1611	806	1299	650	1169	584
0612		114	114	72	0,94	ANGOLO QUADRO SAGOMATO+MECC			2863	1431	2261	1131	2034	1017
0602		136	136	72	1,33	ANGOLO			2578	1289	2096	1048	1896	948
0885		249	109	72	1,95	ANG SAGOMATO POL MAXI PEN SX CON MECC			4955	2477	3832	1916	3416	1708
0884		249	109	72	1,95	ANG SAGOMATO POL MAXI PEN DX CON MECC			4955	2477	3832	1916	3416	1708
0883		239	109	72	1,88	ANG SAGOMATO POL PEN SX CON MECC			4802	2401	3719	1859	3313	1656
0882		239	109	72	1,88	ANG SAGOMATO POL PEN DX CON MECC			4802	2401	3719	1859	3313	1656
0718		153	109	72	1,20	POL XL PENISOLA SX			2697	1348	2077	1038	1847	924
0717		153	109	72	1,20	POL XL PENISOLA DX			2697	1348	2077	1038	1847	924
0738		146	109	72	1,15	POL GRANDE PEN SX			2629	1314	2035	1018	1815	907
0737		146	109	72	1,15	POL GRANDE PEN DX			2629	1314	2035	1018	1815	907
0716		138	109	72	1,08	POL 2 CUSCINI PENISOLA SX			2558	1279	1991	996	1780	890
0715		138	109	72	1,08	POL 2 CUSCINI PENISOLA DX			2558	1279	1991	996	1780	890






















NON SFODERABILE

COD.		L Larghezza (CM)	P Profondità (CM)	H Altezza (CM)	MC Volume	HARMONY	PELLE BULL	PELLE BULL	PELLE C	PELLE C	TESS B	TESS B	CASHMERE	CASHMERE
0714		133	109	72	1,04	POL MAXI PEN SX			2510	1255	1960	980	1753	877
0713		133	109	72	1,04	POL MAXI PEN DX			2510	1255	1960	980	1753	877
0712		123	109	72	0,97	POLTRONA PENISOLA SX			2410	1205	1902	951	1706	853
0711		123	109	72	0,97	POLTRONA PENISOLA DX			2410	1205	1902	951	1706	853
0891		132	163	72	1,55	DORMOSA XL LAT SX			3487	1744	2757	1379	2477	1238
0890		132	163	72	1,55	DORMOSA XL LAT DX			3487	1744	2757	1379	2477	1238
0789		125	163	72	1,47	DORMOSA GRANDE SX			3406	1703	2698	1349	2429	1214
0788		125	163	72	1,47	DORMOSA GRANDE DX			3406	1703	2698	1349	2429	1214
0697		117	163	72	1,37	DORMOSA 2 CUSCINI LAT SX			3311	1656	2638	1319	2381	1190
0696		117	163	72	1,37	DORMOSA 2 CUSCINI LAT DX			3311	1656	2638	1319	2381	1190
0705		112	163	72	1,31	DORMOSA MAXI SX			3256	1628	2606	1303	2353	1177
0704		112	163	72	1,31	DORMOSA MAXI DX			3256	1628	2606	1303	2353	1177
0701		102	163	72	1,20	DORMOSA SX			2950	1475	2338	1169	2105	1053
0700		102	163	72	1,20	DORMOSA DX			2950	1475	2338	1169	2105	1053
1397		264	109	72	2,07	3P XL 2 RLX 2 MOTORI			7186	3593	5841	2920	5285	2643
1399		264	109	72	2,07	3P XL 1 RLX SX 2 MOTORI			6267	3134	5006	2503	4496	2248
1398		264	109	72	2,07	3P XL 1 RLX DX 2 MOTORI			6267	3134	5006	2503	4496	2248
1383		250	109	72	1,96	3P GRANDE 2 RLX 2 MOTORI			6958	3479	5683	2841	5151	2576
1385		250	109	72	1,96	3P GRANDE 1 RLX SX 2 MOTORI			6084	3042	4889	2444	4398	2199
1384		250	109	72	1,96	3P GRANDE 1 RLX DX 2 MOTORI			6084	3042	4889	2444	4398	2199
1317		234	109	72	1,84	3P 2 CUSC 2 RLX 2 MOTORI			6606	3303	5388	2694	4882	2441

NON SFODERABILE























COD.		L Larghezza (CM)	P Profondita' (CM)	H Altezza (CM)	MC Volume	HARMONY	PELLE BULL	PELLE BULL	PELLE C	PELLE C	TESS B	TESS B	CASHMERE	CASHMERE
1374		234	109	72	1,84	3P 2 CUSC RLX SX 2 MOT			5738	2869	4593	2297	4129	2064
1373		234	109	72	1,84	3P 2 CUSC RLX DX 2 MOT			5738	2869	4593	2297	4129	2064
1239		224	109	72	1,76	2P MAXI 2 RLX 2 MOT			6138	3069	4943	2472	4459	2230
1218		224	109	72	1,76	2P MAXI RLX SX 2 MOT			5451	2726	4341	2171	3892	1946
1217		224	109	72	1,76	2P MAXI RLX DX 2 MOT			5451	2726	4341	2171	3892	1946
1244		204	109	72	1,60	2P 2 RLX 2 MOT			5942	2971	4820	2410	4363	2182
1236		204	109	72	1,60	2P RLX SX 2 MOT			5068	2534	4025	2013	3607	1803
1235		204	109	72	1,60	2P RLX DX 2 MOT			5068	2534	4025	2013	3607	1803
1126		126	109	72	0,99	POLTRONA RLX 2 MOT			3489	1745	2815	1407	2537	1269
1325		230	109	72	1,81	3P XL LAT SX 2 RLX 2 MOT			6706	3353	5526	2763	5033	2516
1324		230	109	72	1,81	3P XL LAT DX 2 RLX 2 MOT			6706	3353	5526	2763	5033	2516
1327		230	109	72	1,81	3P XL LAT SX RLX 2 MOT			5780	2890	4690	2345	4242	2121
1326		230	109	72	1,81	3P XL LAT DX RLX 2 MOT			5780	2890	4690	2345	4242	2121
1387		216	109	72	1,70	3P GRANDE LAT SX 2 RLX 2 MOT			6491	3246	5380	2690	4907	2453
1386		216	109	72	1,70	3P GRANDE LAT DX 2 RLX 2 MOT			6491	3246	5380	2690	4907	2453
1389		216	109	72	1,70	3P GRANDE LAT SX RLX 2 MOT			5608	2804	4578	2289	4149	2074
1388		216	109	72	1,70	3P GRANDE LAT DX RLX 2 MOT			5608	2804	4578	2289	4149	2074
1357		200	109	72	1,57	3P 2 CUSC LAT SX 2 RLX 2 MOT			6140	3070	5091	2546	4645	2322
1356		200	109	72	1,57	3P 2 CUSC LAT DX 2 RLX 2 MOT			6140	3070	5091	2546	4645	2322
1335		200	109	72	1,57	3P 2 CUSC LAT SX RLX 2 MOT			5270	2635	4288	2144	3883	1941
1334		200	109	72	1,57	3P 2 CUSC LAT DX RLX 2 MOT			5270	2635	4288	2144	3883	1941
















NON SFODERABILE

COD.		L Larghezza (CM)	P Profondita' (CM)	H Altezza (CM)	MC Volume	HARMONY	PELLE BULL	PELLE BULL	PELLE C	PELLE C	TESS B	TESS B	CASHMERE	CASHMERE
1241		190	109	72	1,49	2P MAXI LAT SX 2 RLX 2 MOT			5846	2923	4828	2414	4400	2200
1240		190	109	72	1,49	2P MAXI LAT DX 2 RLX 2 MOT			5846	2923	4828	2414	4400	2200
1246		190	109	72	1,49	2P MAXI LAT SX RLX 2MOT			4972	2486	4028	2014	3640	1820
1245		190	109	72	1,49	2P MAXI LAT DX RLX 2MOT			4972	2486	4028	2014	3640	1820
1243		170	109	72	1,33	2P LAT SX 2 RLX 2 MOT			5461	2730	4516	2258	4119	2059
1242		170	109	72	1,33	2P LAT DX 2 RLX 2 MOT			5461	2730	4516	2258	4119	2059
1238		170	109	72	1,33	2P LAT SX RLX 2 MOT			4588	2294	3715	1858	3356	1678
1237		170	109	72	1,33	2P LAT DX RLX 2 MOT			4588	2294	3715	1858	3356	1678
1150		132	109	72	1,04	POL XL LAT SX RLX 2 MOT			3711	1856	3039	1519	2759	1379
1149		132	109	72	1,04	POL XL LAT DX RLX 2 MOT			3711	1856	3039	1519	2759	1379
1164		125	109	72	0,98	POL GRANDE LAT SX RLX 2 MOT			3598	1799	2960	1480	2692	1346
1163		125	109	72	0,98	POL GRANDE LAT DX RLX 2 MOT			3598	1799	2960	1480	2692	1346
1155		117	109	72	0,92	POL 2 CUSC LAT SX RLX 2 MOT			3421	1711	2812	1406	2557	1279
1154		117	109	72	0,92	POL 2 CUSC LAT DX RLX 2 MOT			3421	1711	2812	1406	2557	1279
1158		112	109	72	0,88	POL MAXI LAT SX RLX 2 MOT			3282	1641	2685	1342	2438	1219
1157		112	109	72	0,88	POL MAXI LAT DX RLX 2 MOT			3282	1641	2685	1342	2438	1219
1152		102	109	72	0,80	POL LAT SX RLX 2 MOT			3089	1545	2529	1264	2298	1149
1151		102	109	72	0,80	POL LAT DX RLX 2 MOT			3089	1545	2529	1264	2298	1149
1166		99	109	72	0,78	POL XL CENTR RLX 2 MOT			3226	1613	2719	1359	2500	1250
1165		92	109	72	0,72	POL GRANDE CENTR RLX 2 MOT			3125	1562	2651	1325	2442	1221

COD.		L Larghezza (CM)	P Profondita' (CM)	H Altezza (CM)	MC Volume	HARMONY SFODR	TESS B	TESS B							
0430		250	109	72	1,96	3P GRANDE	4329	2165							
0305		234	109	72	1,84	3 POSTI 2 CUSCINI	4018	2009							
0210		224	109	72	1,76	2 POSTI MAXI	3712	1856							
0200		204	109	72	1,60	2 POSTI	3361	1681							
0100		126	109	72	0,99	POLTRONA	2033	1017							
0432		216	109	72	1,70	3 POSTI GRANDE SX	4026	2013							
0431		216	109	72	1,70	3 POSTI GRANDE DX	4054	2027							
0345		200	109	72	1,57	3 POSTI 2 CUSCINI SX	3720	1860							
0344		200	109	72	1,57	3 POSTI 2 CUSCINI DX	3720	1860							
0212		190	109	72	1,49	2 POSTI MAXI SX	3425	1712							
0211		190	109	72	1,49	2 POSTI MAXI DX	3425	1712							
0202		170	109	72	1,33	2 POSTI SX	3054	1527							
0201		170	109	72	1,33	2 POSTI DX	3054	1527							
0109		125	109	72	0,98	POLTRONA GRANDE SX	2287	1143							
0108		125	109	72	0,98	POLTRONA GRANDE DX	2287	1143							
0117		117	109	72	0,92	POLTRONA SX 2 CUSCINI	2126	1063							
0116		117	109	72	0,92	POLTRONA DX 2 CUSCINI	2126	1063							
0112		112	109	72	0,88	POLTRONA MAXI SX	1986	993							
0111		112	109	72	0,88	POLTRONA MAXI DX	1986	993							
0102		102	109	72	0,80	POLTRONA SX	1811	905							
0101		102	109	72	0,80	POLTRONA DX	1811	905							

COD.		L Larghezza (CM)	P Profondita' (CM)	H Altezza (CM)	MC Volume	HARMONY SFODR	TESS B	TESS B						
0104		91	109	72	0,71	POLTRONA CENTRALE GRANDE	1935	967						
0115		83	109	72	0,65	POLTRONA CENTRALE 2 CUSCINI	1779	890						
0113		78	109	72	0,61	POLTRONA MAXI CENTRALE	1630	815						
0103		68	109	72	0,53	POLTRONA CENTRALE	1455	728						
0602		136	136	72	1,33	ANGOLO	2528	1264						
0697		117	163	72	1,37	DORMOSA 2 CUSCINI LAT SX	2979	1490						
0696		117	163	72	1,37	DORMOSA 2 CUSCINI LAT DX	2979	1490						
0705		112	163	72	1,31	DORMOSA MAXI SX	2942	1471						
0704		112	163	72	1,31	DORMOSA MAXI DX	2942	1471						
0701		102	163	72	1,20	DORMOSA SX	2645	1322						
0700		102	163	72	1,20	DORMOSA DX	2645	1322						
0716		138	109	72	1,08	POL 2 CUSCINI PENISOLA SX	2264	1132						
0715		138	109	72	1,08	POL 2 CUSCINI PENISOLA DX	2264	1132						
0714		133	109	72	1,04	POL MAXI PEN SX	2228	1114						
0713		133	109	72	1,04	POL MAXI PEN DX	2228	1114						
0712		123	109	72	0,97	POLTRONA PENISOLA SX	2160	1080						
0711		123	109	72	0,97	POLTRONA PENISOLA DX	2160	1080						
1397		264	109	72	2,07	3P XL 2 RLX 2 MOTORI	6279	3139						
1383		250	109	72	1,96	3P GRANDE 2 RLX 2 MOTORI	6140	3070						
1385		250	109	72	1,96	3P GRANDE 1 RLX SX 2 MOTORI	5363	2681						
1384		250	109	72	1,96	3P GRANDE 1 RLX DX 2 MOTORI	5363	2681						

COD.		L Larghezza (CM)	P Profondità (CM)	H Altezza (CM)	MC Volume	HARMONY SFODR	TESS B	TESS B							
1317		234	109	72	1,84	3P 2 CUSC 2 RLX 2 MOTORI	5790	2895							
1374		234	109	72	1,84	3P 2 CUSC RLX SX 2 MOT	5027	2513							
1373		234	109	72	1,84	3P 2 CUSC RLX DX 2 MOT	5027	2513							
1239		224	109	72	1,76	2P MAXI 2 RLX 2 MOT	5310	2655							
1218		224	109	72	1,76	2P MAXI RLX SX 2 MOT	4749	2374							
1217		224	109	72	1,76	2P MAXI RLX DX 2 MOT	4749	2374							
1244		204	109	72	1,60	2P 2 RLX 2 MOT	5171	2586							
1236		204	109	72	1,60	2P RLX SX 2 MOT	4402	2201							
1235		204	109	72	1,60	2P RLX DX 2 MOT	4402	2201							
1126		126	109	72	0,99	POLTRONA RLX 2 MOT	3018	1509							
1387		216	109	72	1,70	3P GRANDE LAT SX 2 RLX 2 MOT	5780	2890							
1386		216	109	72	1,70	3P GRANDE LAT DX 2 RLX 2 MOT	5780	2890							
1389		216	109	72	1,70	3P GRANDE LAT SX RLX 2 MOT	5011	2505							
1388		216	109	72	1,70	3P GRANDE LAT DX RLX 2 MOT	5011	2505							
1357		200	109	72	1,57	3P 2 CUSC LAT SX 2 RLX 2 MOT	5453	2726							
1356		200	109	72	1,57	3P 2 CUSC LAT DX 2 RLX 2 MOT	5453	2726							
1335		200	109	72	1,57	3P 2 CUSC LAT SX RLX 2 MOT	4680	2340							
1334		200	109	72	1,57	3P 2 CUSC LAT DX RLX 2 MOT	4680	2340							
1241		190	109	72	1,49	2P MAXI LAT SX 2 RLX 2 MOT	5167	2584							
1240		190	109	72	1,49	2P MAXI LAT DX 2 RLX 2 MOT	5167	2584							
1246		190	109	72	1,49	2P MAXI LAT SX RLX 2MOT	4393	2197							

COD.		L Larghezza (CM)	P Profondita' (CM)	H Altezza (CM)	MC Volume	HARMONY SFODR	TESS B	TESS B						
1245		190	109	72	1,49	2P MAXI LAT DX RLX 2MOT	4393	2197						
1243		170	109	72	1,33	2P LAT SX 2 RLX 2 MOT	4826	2413						
1242		170	109	72	1,33	2P LAT DX 2 RLX 2 MOT	4826	2413						
1238		170	109	72	1,33	2P LAT SX RLX 2 MOT	4047	2023						
1237		170	109	72	1,33	2P LAT DX RLX 2 MOT	4047	2023						
1164		125	109	72	0,98	POL GRANDE LAT SX RLX 2 MOT	3188	1594						
1163		125	109	72	0,98	POL GRANDE LAT DX RLX 2 MOT	3188	1594						
1155		117	109	72	0,92	POL 2 CUSC LAT SX RLX 2 MOT	3013	1507						
1154		117	109	72	0,92	POL 2 CUSC LAT DX RLX 2 MOT	3013	1507						
1158		112	109	72	0,88	POL MAXI LAT SX RLX 2 MOT	2876	1438						
1157		112	109	72	0,88	POL MAXI LAT DX RLX 2 MOT	2876	1438						
1152		102	109	72	0,80	POL LAT SX RLX 2 MOT	2704	1352						
1151		102	109	72	0,80	POL LAT DX RLX 2 MOT	2704	1352						
1165		92	109	72	0,72	POL GRANDE CENTR RLX 2 MOT	2822	1411						